

Explore title	My identity
Objective (WALT)	To develop painting techniques showing an awareness of a specific artist.
Essential skills	Art Develop a range of artistic techniques showing an awareness of a specific art genre or artist.
Outcome	A piece of artwork inspired by René Magritte on the theme of identity
Key vocabulary	character, identity, surrealism, symbols
Key question	How can pupils show their personal identity through their artwork?
Teaching the Explore	<p>Personal responses</p> <p>Introduce the artist René Magritte by showing examples of his paintings from the slides.</p> <p>Ask pupils to review the artworks and give a personal response to them, using the questions in the slide to guide the discussion.</p> <ol style="list-style-type: none"> 1. How do these paintings make pupils feel? 2. What artistic techniques can they see? 3. In their opinion, are these effective? 4. How are colour and contrast used? 5. How is detail achieved? 6. Can pupils see any common themes or ideas running through these paintings? <p>Surrealism</p> <p>Explain that the pieces of art that pupils have just viewed were all created by an artist called René Magritte, who became well known for creating unusual and bold images which grabbed people’s attention. His paintings often showed ordinary, everyday objects (such as apples, wine glasses or bowler hats) in very strange settings. Magritte was a member of a group of artists and poets called surrealists and was born in Belgium in 1898.</p> <p>Direct pupils to the website linked in the slide to find out more about Magritte. Link: https://www.tate.org.uk/kids/explore/who-is/who-René-magritte</p> <p>Explain that surrealism is an art movement that began in the early twentieth century. Unlike other styles of art, it relied completely on the artist’s imagination rather than trying to portray a realistic version of the world. Surrealism includes ideas linked to the subconscious mind (the thoughts or feelings they believed were buried deep in the brain) and dreams. Therefore, in surrealism artists can explore different ways of expressing themselves.</p> <p>Show pupils the video in the slide to find out more about surrealism. Link: https://www.tate.org.uk/kids/explore/what-is/surrealism</p> <p>Pupils should use the video to answer the questions in the slide. Answers are included on the answer slide.</p> <ol style="list-style-type: none"> 1. Who started the surrealist movement? 2. Who are some other famous surrealist artists? 3. Where can we see the influence of surrealism today?

	<p>Symbols</p> <p>Explain to pupils that Western portrait painters from the time of the Renaissance onwards often included objects or symbols in their prints, drawings and paintings. These were designed to add to our knowledge of the identity and character of the sitter.</p> <p>Explain that there are several symbols that are common in Magritte’s paintings, including green apples, clouds and bowler hats and sometimes even hidden faces.</p> <p>Magritte also often used the sea or a cloudy sky as the background in his paintings.</p> <p>Pupils can study two paintings from the slide as example of Magritte’s use of sky and apples as symbols: <i>The False Mirror</i> and <i>Son of Man</i>.</p> <p>Main task</p> <p>Pupils are to produce a painting that is inspired by the work of Magritte. Pupils can choose to use either <i>The False Mirror</i> or <i>Son of Man</i> as inspiration for their own piece of artwork that reflects their identity.</p> <p>For example, if using <i>Son of Man</i> as the inspiration, instead of drawing an apple in front of their face, they could add a different object that has significance to them, such as a favourite book or a musical instrument. If using <i>The False Mirror</i>, they can choose what background and objects to add into the iris of the eye in their painting.</p> <p>Share the success criteria from the slide.</p> <ul style="list-style-type: none"> • Paint using colours and broad brushstrokes in the style of Magritte. • Use surrealist symbols and ideas in your artwork. • Include aspects of your identity that are important to you. • Use shading and tone to add detail.
<p>Assess, reflect, connect</p>	<p>Share paintings and see whether class members can guess which paintings belong to which member of the class based on the clues included as to their identity.</p>
<p>Related resources</p>	<ul style="list-style-type: none"> • Explore 13 My identity_teaching slides • Forensic: Knowledge bank

Forensic



My identity



My identity

Key question

How can you show our personal identity through your artwork?

Essential skills

Art

Develop a range of artistic techniques showing an awareness of a specific art genre or artist.

Key vocabulary

character
surrealism

identity
symbols

WALT

To develop painting techniques showing an awareness of a specific artist.

Outcome

A piece of artwork inspired by René Magritte on the theme of identity

Personal responses

Review the artworks on the following two slides and give a personal response to them.

Consider the following questions.


1. How do these paintings make you feel?
2. What artistic techniques can you see?
3. In your opinion, are these effective?
4. How are colour and contrast used?
5. How is detail achieved?
6. Can you see any common themes or ideas running through these paintings?



René Magritte



René Magritte




Surrealism

The pieces of art that you have just viewed were all created by an artist called René Magritte, who became well known for creating unusual and bold images that grabbed people's attention.

His paintings often showed ordinary, everyday objects (such as apples, wine glasses or bowler hats) in very strange settings.

Magritte was born in Belgium in 1898 and was a member of a group of artists and poets called surrealists.

Click the image to find out more about Magritte.



Surrealism

Surrealism is an art movement that began in the early twentieth century. Unlike other styles of art, it relied completely on the artist's imagination rather than trying to portray a realistic version of the world.

Surrealism includes ideas linked to the subconscious mind (the thoughts or feelings they believed were buried deep in the brain) and dreams.

Therefore, in surrealism artists can explore different ways of expressing themselves.



Surrealism

Click the image to watch a video about surrealism.
Use the video to answer the following questions.

1. Who started the surrealist movement?
2. Who are some other famous surrealist artists?
3. Where can we see the influence of surrealism today?



© matiasdelcarmine / Adobe Stock Photo

Surrealism

ANSWERS

1. Who started the surrealist movement?
The surrealist movement was started by André Breton in the 1920s.
2. Who are some other famous surrealist artists?
Salvador Dalí, Dorothea Tanning and Eileen Agar
3. Where can we see the influence of surrealism today?
You can see the influence of surrealism in many areas of life today, such as in adverts, video games and scenes in comic books or films.



Symbols


Western portrait painters from the time of the Renaissance onwards often included objects or **symbols** in their prints, drawings and paintings.

These were designed to add to our knowledge of the **identity** and **character** of the sitter.

There are several symbols that are common in Magritte's paintings, including green apples, clouds, bowler hats and sometimes even hidden faces.

Magritte also often used the sea or a cloudy sky as the background in his paintings.

Study the paintings on the next slide as examples of the use of apples and sky in Magritte's paintings.



Symbols

Two of Magritte's most famous paintings are *The False Mirror* and *The Son of Man*.



The False Mirror



The Son of Man

Your task ...

You are going to produce a painting that is inspired by the work of Magritte.

You can choose to use either *The False Mirror* or *The Son of Man* as inspiration for your own piece of artwork that reflects your own identity.



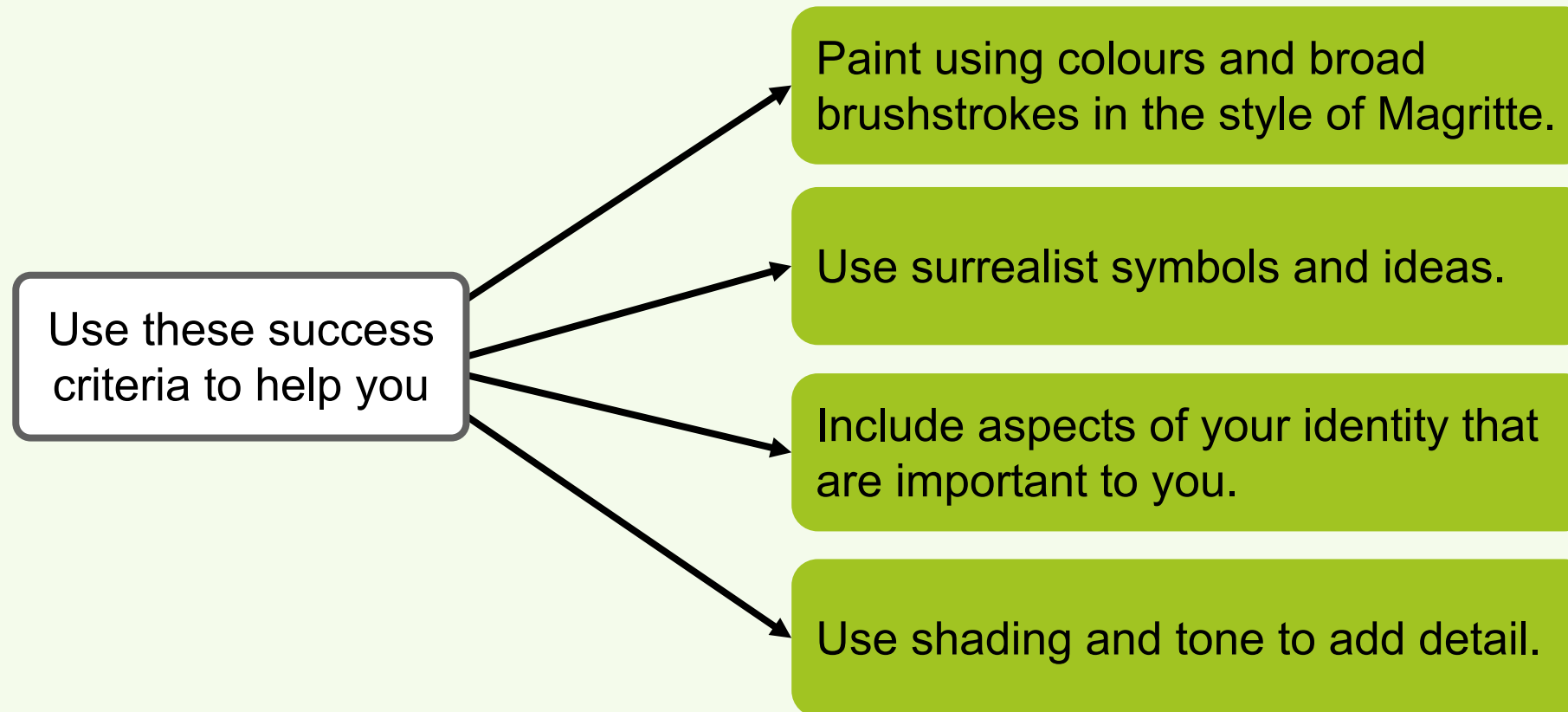
Your task ...

For example, if you choose to use *The Son of Man* as the inspiration, instead of drawing an apple in front of your face, you could add a different object that has significance to you (such as a favourite book or a musical instrument).

If using *The False Mirror*, you could choose what background and objects to add into the iris of the eye in the painting.



Your task ...



Assess, reflect, connect



Share your paintings and see whether you can guess which painting belongs to which member of the class, based on the clues to their identity included in the work.

