

# Strand 7 • Unit 1 • Multiples

3 Jack makes buns. He sells them in packs of four.

a Copy and complete the table.

Number of packs	1	2	3	4	5	10
Number of buns	4					


b Describe any patterns that you can see in the numbers of buns.

c Shade in your answers on a copy of this grid.



1	2	3	4	5	6	7	8	9	10
11	12	13	14	15	16	17	18	19	20
21	22	23	24	25	26	27	28	29	30
31	32	33	34	35	36	37	38	39	40
41	42	43	44	45	46	47	48	49	50
51	52	53	54	55	56	57	58	59	60
61	62	63	64	65	66	67	68	69	70
71	72	73	74	75	76	77	78	79	80
81	82	83	84	85	86	87	88	89	90
91	92	93	94	95	96	97	98	99	100

d Shade in the numbers of buns for 6,7,8 and 9 packs onwards. What patterns are there?




## Strand 7 • Unit 1 • Multiples



- 1 a** Shade in the multiples of 4 on a copy of the 'spiral' grid below. What patterns do you notice?

73	74	75	76	77	78	79	80	81	82
72	43	44	45	46	47	48	49	50	83
71	42	21	22	23	24	25	26	51	84
70	41	20	7	8	9	10	27	52	85
69	40	19	6	1	2	11	28	53	86
68	39	18	5	4	3	12	29	54	87
67	38	17	16	15	14	13	30	55	88
66	37	36	35	34	33	32	31	56	89
65	64	63	62	61	60	59	58	57	90
100	99	98	97	96	95	94	93	92	91

- b** Try shading multiples of a different number. Use another copy of the grid.




## Strand 7 • Unit 2 • Factors, primes and powers



For questions 4–7, you will need some copies of this multiplication grid.

	1	2	3	4	5	6	7	8	9	10	11	12
1	1	2	3	4	5	6	7	8	9	10	11	12
2	2	4	6	8	10	12	14	16	18	20	22	24
3	3	6	9	12	15	18	21	24	27	30	33	36
4	4	8	12	16	20	24	28	32	36	40	44	48
5	5	10	15	20	25	30	35	40	45	50	55	60
6	6	12	18	24	30	36	42	48	54	60	66	72
7	7	14	21	28	35	42	49	56	63	70	77	84
8	8	16	24	32	40	48	56	64	72	80	88	96
9	9	18	27	36	45	54	63	72	81	90	99	108
10	10	20	30	40	50	60	70	80	90	100	110	120
11	11	22	33	44	55	66	77	88	99	110	121	132
12	12	24	36	48	60	72	84	96	108	120	132	144



## Strand 7 • Unit 2 • Factors, primes and powers


	1	2	3	4	5	6	7	8	9	10	11	12
1	1	2	3	4	5	6	7	8	9	10	11	12
2	2	4	6	8	10	12	14	16	18	20	22	24
3	3	6	9	12	15	18	21	24	27	30	33	36
4	4	8	12	16	20	24	28	32	36	40	44	48
5	5	10	15	20	25	30	35	40	45	50	55	60
6	6	12	18	24	30	36	42	48	54	60	66	72
7	7	14	21	28	35	42	49	56	63	70	77	84
8	8	16	24	32	40	48	56	64	72	80	88	96
9	9	18	27	36	45	54	63	72	81	90	99	108
10	10	20	30	40	50	60	70	80	90	100	110	120
11	11	22	33	44	55	66	77	88	99	110	121	132
12	12	24	36	48	60	72	84	96	108	120	132	144



2 The grid is symmetrical.

- Draw the line of symmetry on a copy of the grid.
- Explain why the multiplication grid is symmetrical.
- The line of symmetry goes through some numbers.  
What is special about these numbers?
- How do you find the square root of a number on the line of symmetry?

Reasoning



## Strand 7 • Unit 3 • Divisibility tests



1 Copy this number grid.

0	1	2	3	4	5	6	7	8	9
10	11	12	13	14	15	16	17	18	19
20	21	22	23	24	25	26	27	28	29
30	31	32	33	34	35	36	37	38	39
40	41	42	43	44	45	46	47	48	49
50	51	52	53	54	55	56	57	58	59
60	61	62	63	64	65	66	67	68	69
70	71	72	73	74	75	76	77	78	79
80	81	82	83	84	85	86	87	88	89
90	91	92	93	94	95	96	97	98	99

Reasoning

- Find the digit total of the numbers in a yellow square.
- Find the other numbers with the same digit total. Colour those squares yellow.
- Now do the same for the green and blue squares.
- Colour the squares with digit totals of 12, 15 and 18.
- What number divides into all the coloured numbers?