

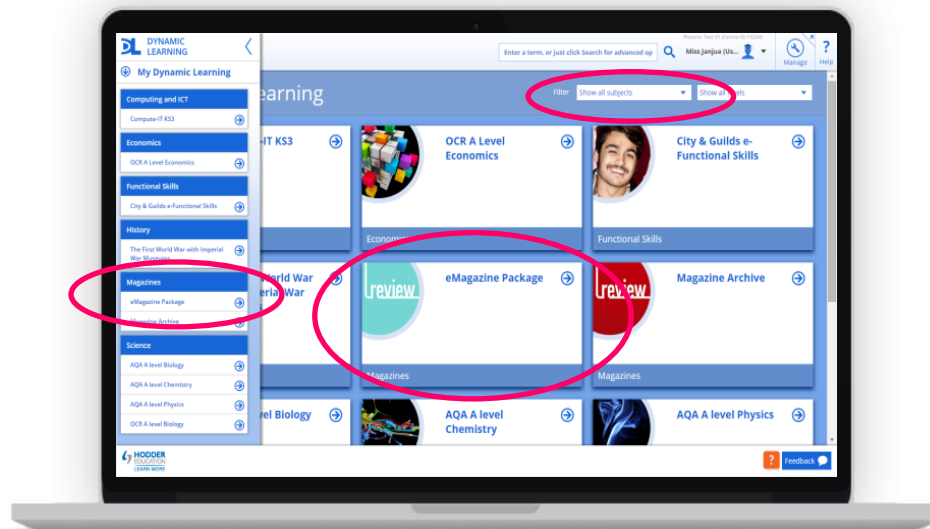
eMagazines

eMagazines are purchased as individual copies, just as you would buy print copies. Copies are allocated to students through Dynamic Learning and accessible via the Dynamic Reader iOS iPad App or Android App. Students are able to download their copy onto two devices of their choice, and access does not expire.

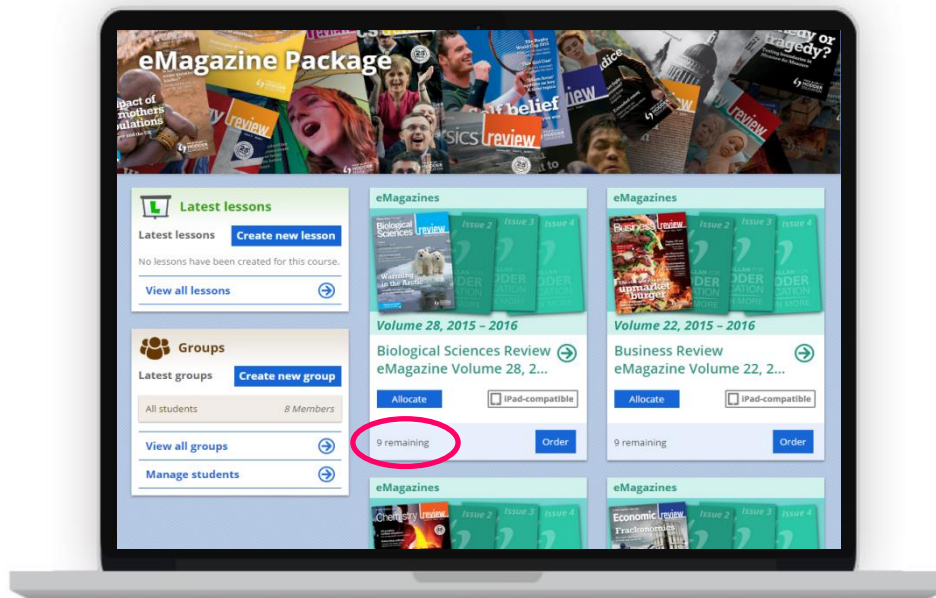
This guide will show you how you can create student accounts and allocate copies to them in 4 easy steps.

Allocating eMagazines to your students

1. Log into Dynamic Learning and select eMagazines from the dropdown menu or left-hand navigation panel



You will see the total number of eMagazine available to allocate per title.



- Click 'Allocate'
Students and teachers who already have a copy of the eMagazine will appear in the 'Users with access' list on the right



Allocate access to Physics Review eMagazine Volume 25, 2015/16

Show users with access to a selected title, and/or users who are members of a selected group:

Select a title All students (All student...

Your centre has the following available to allocate to users. Please select what you would like to allocate, followed by the users you are allocating to, and confirm.

Perpetual subscription **15 remaining**

[Allocate myself a copy](#) [Order more](#)

All users (Tick to allocate a user to allocate access to)

Tick/untick all

Last name	First name	Username	Expires
<input type="checkbox"/> Granger	Hermione	hermionegranger	
<input type="checkbox"/> Longbottom	Neville	nevillelongbott...	
<input type="checkbox"/> Lovegood	Luna	lunalovegood	
<input type="checkbox"/> Potter	Harry	harrypotter	
<input type="checkbox"/> Weasley	Ron	ronweasley	

Total: 5 A-C D-F G-I J-L M-O P-R S-U V-Z All

Users with access

[Remove all](#)

Last name	First name	Username	Expires
Total: 0			

[Cancel](#) [Create access link for students](#) [Confirm allocation](#)

- Select who you would like to give a copy of the eMagazine from the 'All users' list of the left
- Click 'Confirm allocation' on the bottom right

Please note: If you do not have access to a copy of the eMagazine, you can allocate one to yourself by clicking on 'Allocate myself a copy'

To buy more copies, click 'Order' and you will be redirected to the product page on the Hodder Education website and automatically logged in.

Creating student accounts

The quickest way to get your students share access to a title and get your students set up on Dynamic Learning is to send them a link so they can self-register. Students that already have a login to Dynamic Learning will be able to view the title when they log in. Students that do not have a Dynamic Learning account will be invited to register as a new user and will be able to access the title when they have completed registration.

In the 'Allocate access' pop up window

- Click 'Create access link for students' in the Allocate copies popup.
- Copy / paste the link.
- Click 'Done'
- Email the link to your students

Share student access

To share access to the selected title copy the url below and email to your students. This link is valid for 28 days from now.

Students who use this link will be allocated the Perpetual subscription of which there are 9 remaining. If more students register than there are available subscriptions then they will not be assigned access to the title.

[ke-4DBD3DCE0898A0E479735F02BA5F7850&sa-hCtEC6HgfdGyS3fS4guNDKMWkudVSK&mp=1](https://www.dynamiclearning.com/ke-4DBD3DCE0898A0E479735F02BA5F7850&sa-hCtEC6HgfdGyS3fS4guNDKMWkudVSK&mp=1)

Done

To use this option, you will need to allow 'Self-Registration' for your centre in User Manager Preferences. If you are not the User Manager for your centre, they will be listed under your 'My Account' drop down menu. Watch ['How to: Allow Students to Self-Register'](#)


b) Manual Set Up

If you are a Teacher Admin user, you could also add students individually or upload multiple student users with a CSV spreadsheet.

[Find out more](#)

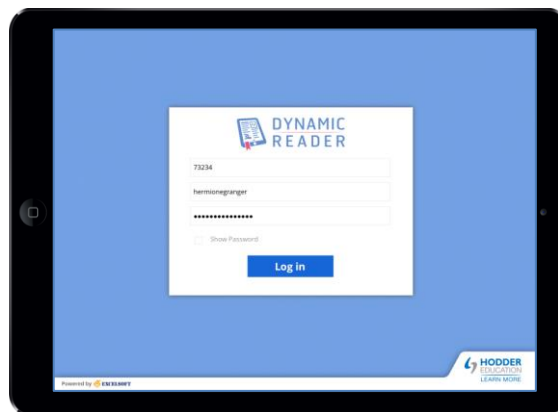
Accessing eMagazines

Part of the Dynamic Learning service from Hodder Education, the Dynamic Reader App gives students the ability to access their eMagazines offline on two devices.

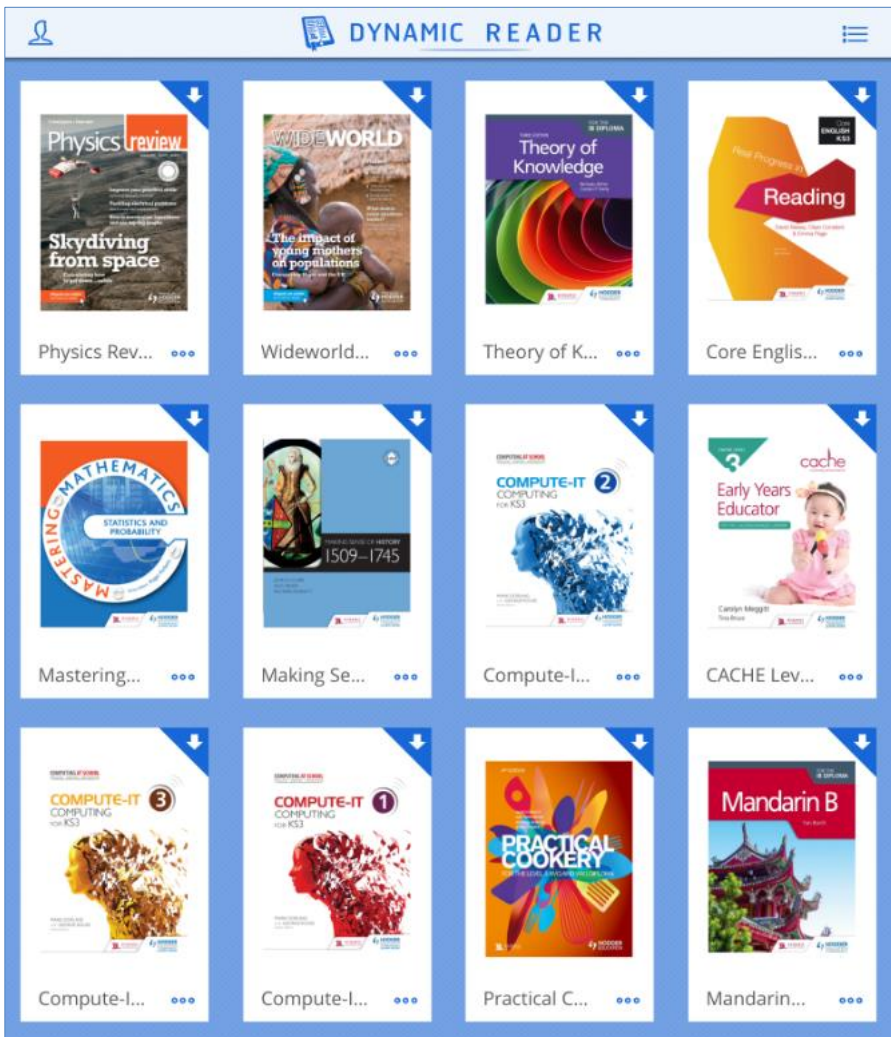


- Download the [Dynamic Reader iOS App](#) (requires iOS 7.0 or later)
- Download the [Dynamic Reader Android App](#)

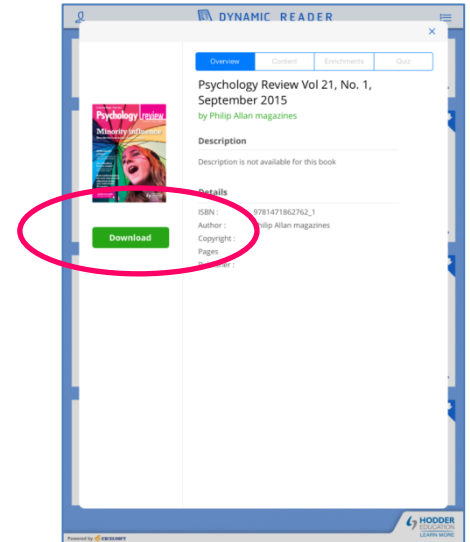
Once it is installed, tap on the icon to open the app on your device and enter your Dynamic Learning login details



The eMagazines you have been allocated will be available to download



Tap on a cover and download to your device



Browse the eMagazine by using your device controls or selecting articles from the contents page

